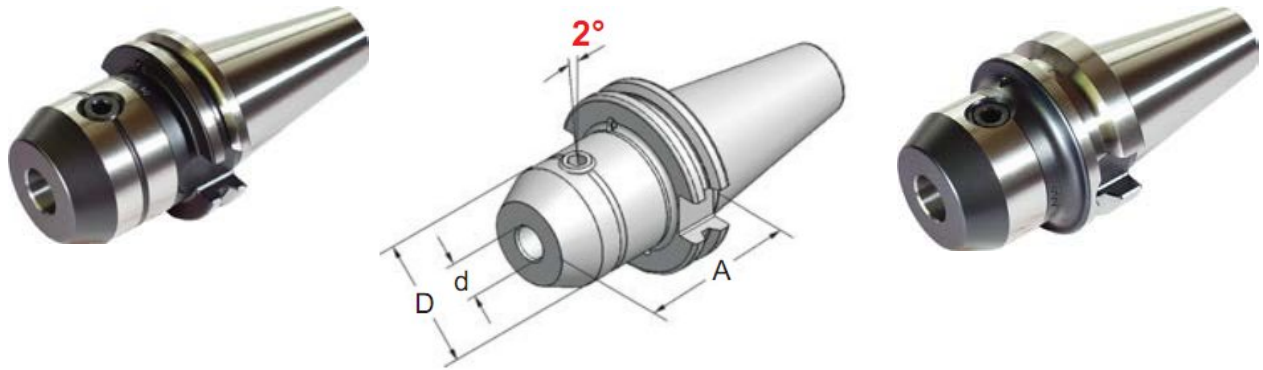


ISO Taper-toolholders

Holders for straight shank tools Whistle-Notch DIN 1835 E

Taper angle AT3, Concentricity from the taper to the holding part < 0.005

Base-body balanced, SK30/BT30 G 2.5 - 25,000 r.p.m.



DIN 69871

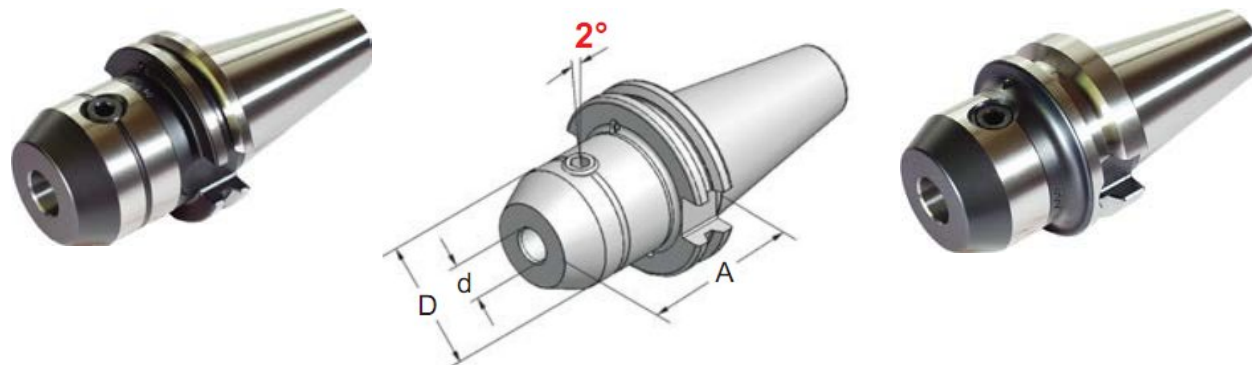
MAS BT

Art.-Nr.	Type	A	d	D	Art.-Nr.	Type	A	d	D
					30.05.06.65	BT30x06Ex65-AD	65	6	25
					30.05.08.65	BT30x08Ex65-AD	65	8	28
					30.05.10.65	BT30x10Ex65-AD	65	10	35
					30.05.12.65	BT30x12Ex65-AD	65	12	42
					30.05.14.65	BT30x14Ex65-AD	65	14	44
					30.05.16.65	BT30x16Ex65-AD	65	16	48
					30.05.20.65	BT30x20Ex65-AD	65	20	52

We reserve the right to make technical changes.

Holders for straight shank tools Whistle-Notch DIN 1835 E

Base-body balanced, SK40/BT40 G 2.5 - 20,000 r.p.m.



DIN 69871

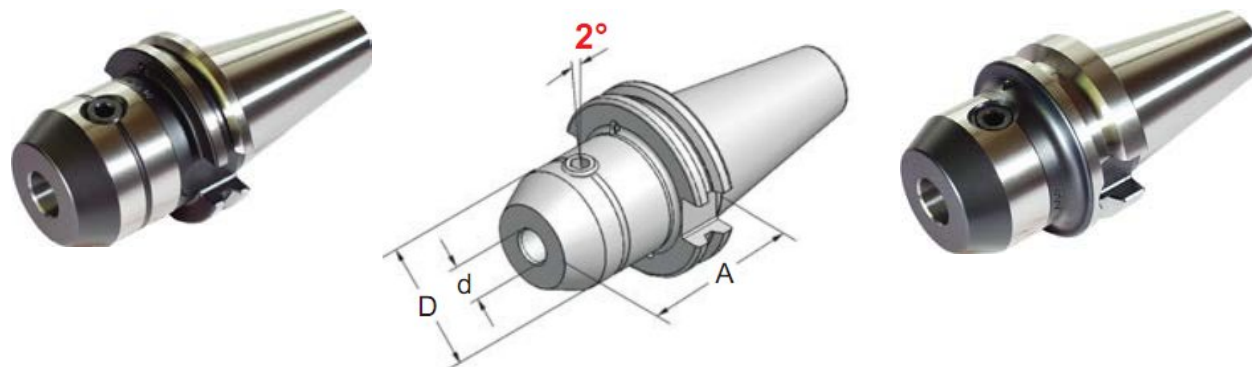
MAS BT

Art.-Nr.	Type	A	d	D	Art.-Nr.	Type	A	d	D
40.01.06.65	SK40x06Ex 65-AD+B	65	6	25	40.05.06.65	BT40x06Ex 65-AD+B	65	6	25
40.01.08.65	SK40x08Ex 65-AD+B	65	8	28	40.05.08.65	BT40x08Ex 65-AD+B	65	8	28
40.01.10.65	SK40x10Ex 65-AD+B	65	10	35	40.05.10.65	BT40x10Ex 65-AD+B	65	10	35
40.01.12.65	SK40x12Ex 65-AD+B	65	12	42	40.05.12.65	BT40x12Ex 65-AD+B	65	12	42
40.01.14.65	SK40x14Ex 65-AD+B	65	14	44	40.05.14.65	BT40x14Ex 65-AD+B	65	14	44
40.01.16.65	SK40x16Ex 65-AD+B	65	16	48	40.05.16.65	BT40x16Ex 65-AD+B	65	16	48
40.01.18.65	SK40x18Ex 65-AD+B	65	18	50	40.05.18.65	BT40x18Ex 65-AD+B	65	18	50
40.01.20.65	SK40x20Ex 65-AD+B	65	20	52	40.05.20.65	BT40x20Ex 65-AD+B	65	20	52
40.01.25.65	SK40x25Ex 75-AD+B	75	25	63	40.05.25.65	BT40x25Ex 75-AD+B	75	25	63
40.01.32.65	SK40x32Ex 75-AD+B	75	32	63	40.05.32.65	BT40x32Ex 75-AD+B	75	32	63
40.01.06.652	SK40x06Ex100-AD+B	100	6	25	40.05.06.652	BT40x06Ex100-AD+B	100	6	25
40.01.08.652	SK40x08Ex100-AD+B	100	8	28	40.05.08.652	BT40x08Ex100-AD+B	100	8	28
40.01.10.652	SK40x10Ex100-AD+B	100	10	35	40.05.10.652	BT40x10Ex100-AD+B	100	10	35
40.01.12.652	SK40x12Ex100-AD+B	100	12	42	40.05.12.652	BT40x12Ex100-AD+B	100	12	42
40.01.14.652	SK40x14Ex100-AD+B	100	14	44	40.05.14.652	BT40x14Ex100-AD+B	100	14	44
40.01.16.652	SK40x16Ex100-AD+B	100	16	48	40.05.16.652	BT40x16Ex100-AD+B	100	16	48
40.01.20.652	SK40x20Ex100-AD+B	100	20	52	40.05.20.652	BT40x20Ex100-AD+B	100	20	52

We reserve the right to make technical changes.

HOLDERS for straight shank tools Whistle-Notch DIN 1835 E

Base-body balanced, SK50/BT50 G 2.5 - 15,000 r.p.m.



DIN 69871

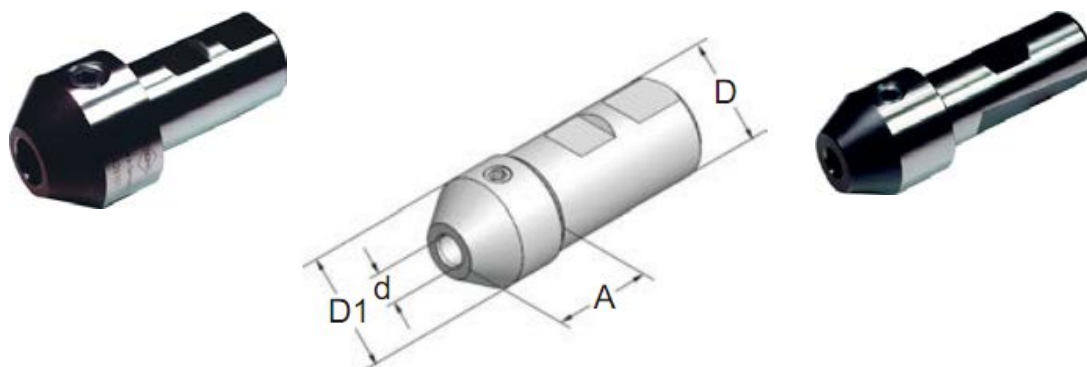
MAS BT

Art.-Nr.	Type	A	d	D	Art.-Nr.	Type	A	d	D
50.01.06.65	SK50x06Ex 63-AD+B	63	6	25	50.05.06.65	BT50x06Ex 63-AD+B	63	6	25
50.01.08.65	SK50x08Ex 63-AD+B	63	8	28	50.05.08.65	BT50x08Ex 63-AD+B	63	8	28
50.01.10.65	SK50x10Ex 63-AD+B	63	10	35	50.05.10.65	BT50x10Ex 63-AD+B	63	10	35
50.01.12.65	SK50x12Ex 63-AD+B	63	12	42	50.05.12.65	BT50x12Ex 80-AD+B	80	12	42
50.01.14.65	SK50x14Ex 63-AD+B	63	14	44	50.05.14.65	BT50x14Ex 80-AD+B	80	14	44
50.01.16.65	SK50x16Ex 63-AD+B	63	16	48	50.05.16.65	BT50x16Ex 80-AD+B	80	16	48
50.01.18.65	SK50x18Ex 63-AD+B	63	18	50	50.05.18.65	BT50x18Ex 80-AD+B	80	18	50
50.01.20.65	SK50x20Ex 63-AD+B	63	20	52	50.05.20.65	BT50x20Ex 80-AD+B	80	20	52
50.01.25.65	SK50x25Ex 80-AD+B	80	25	63	50.05.25.65	BT50x25Ex100-AD+B	100	25	63
50.01.32.65	SK50x32Ex100-AD+B	100	32	63	50.05.32.65	BT50x32Ex105-AD+B	105	32	63

We reserve the right to make technical changes.

Accessories for straight shank holders

Reducing bushings for toolshanks DIN 1835 B and E



Weldon

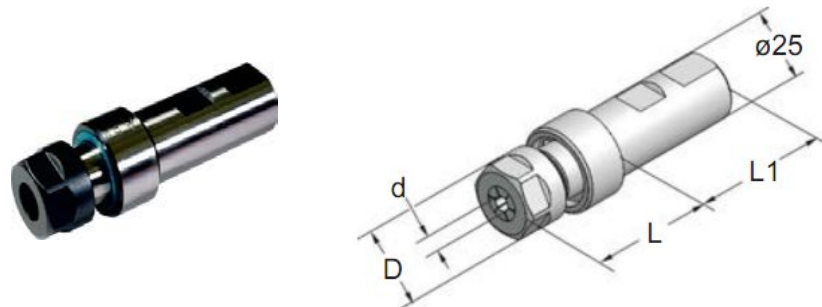
Whistle-Notch

Art.-Nr.	Type	A	d	D	D1	Art.-Nr.	Type	A	d	D	D1
437101	ø20x06	29	6	20	25	441101	ø20x06	29	6	20	25
438101	ø20x08	29	8	20	28	442101	ø20x08	29	8	20	28
439101	ø20x10	29	10	20	35	443101	ø20x10	29	10	20	35
440101	ø20x12	35	12	20	42	444101	ø20x12	35	12	20	42
421101	ø32x06	27	6	32	25	429101	ø32x06	27	6	32	25
422101	ø32x08	27	8	32	28	430101	ø32x08	27	8	32	28
423101	ø32x10	30	10	32	35	431101	ø32x10	30	10	32	35
424101	ø32x12	35	12	32	42	432101	ø32x12	35	12	32	42
425101	ø32x14	35	14	32	44	433101	ø32x14	35	14	32	44
426101	ø32x16	38	16	32	48	434101	ø32x16	38	16	32	48
427101	ø32x18	38	18	32	50	435101	ø32x18	38	18	32	50
428101	ø32x20	40	20	32	52	436101	ø32x20	40	20	32	52

We reserve the right to make technical changes.

Bushings for toolshanks DIN 1835 B, Tapping head for collets ER/ESX

Flexible position for compression and tension



Weldon ø25

Art.-Nr.	Type	d	D	L	L1
25.12.13	ø32x1-10	1-10	32	45	56

Sealing rings for holders for straight shank tools

Weldon DIN 1835 B **with through tool coolant channel**



O-Ring

O-Ring

Art.-Nr.	Type	Art.-Nr.	Type
270100	6.0 x 1.5	276100	18.0 x 2.5
271100	8.0 x 1.5	277100	20.0 x 2.5
272100	10.0 x 2.0	278100	25.0 x 3.0
273100	12.0 x 2.0	279100	32.0 x 3.0
274100	14.0 x 2.0	299100	40.0 x 3.5
275100	16.0 x 2.5	300100	50.0 x 3.5

We reserve the right to make technical changes.