

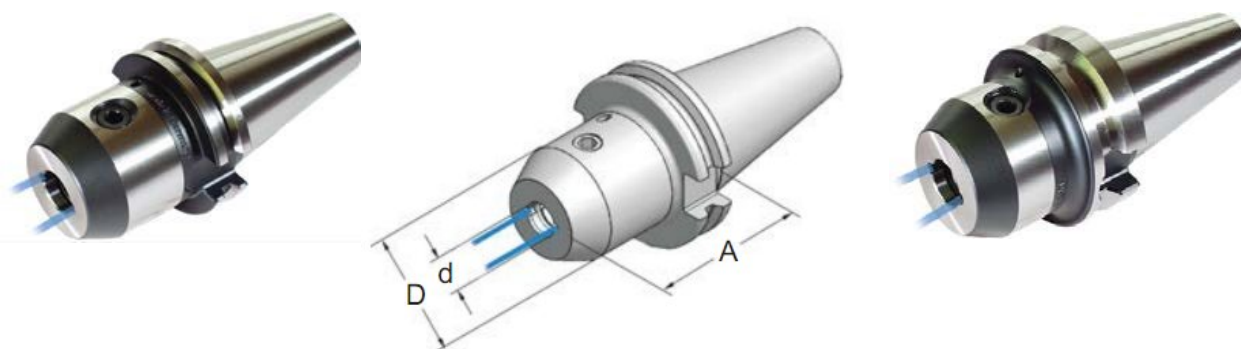
ISO Taper-toolholders

Holders for straight shank tools Weldon DIN 1835 B **with coolant channel**

Taper angle AT3, Concentricity from the taper to the holding part < 0.005

Base-body balanced, SK30/BT30 G 2.5 - 25,000 r.p.m.

For tools with through coolant, a sealing ring must be ordered separately!



DIN 69871

MAS BT

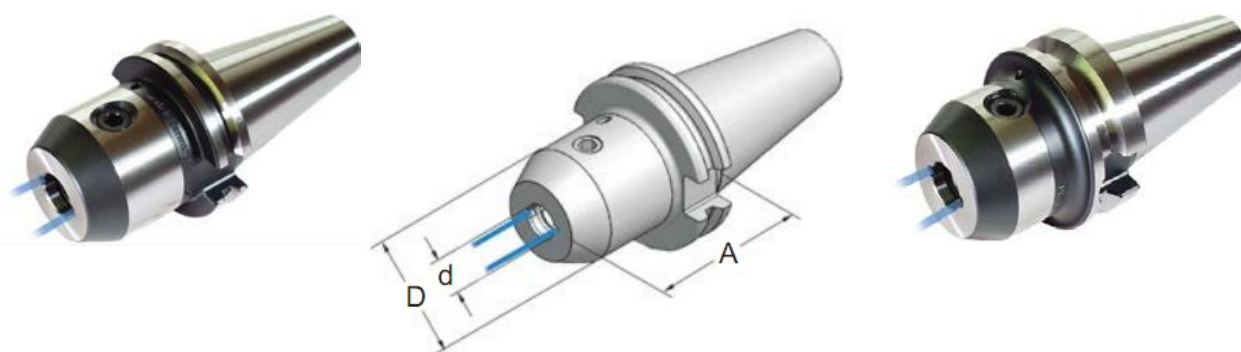
Art.-Nr.	Type	A	d	D	Art.-Nr.	Type	A	d	D
					30.05.06.66	BT30x06x 60-AD+C	60	6	25
					30.05.08.66	BT30x08x 60-AD+C	60	8	28
					30.05.10.66	BT30x10x 60-AD+C	60	10	35
					30.05.12.66	BT30x12x 60-AD+C	60	12	42
					30.05.14.66	BT30x14x 60-AD+C	60	14	44
					30.05.16.66	BT30x16x 60-AD+C	60	16	48
					30.05.18.66	BT30x18x 60-AD+C	60	18	50
					30.05.20.66	BT30x20x 60-AD+C	60	20	52

We reserve the right to make technical changes.

Holders for straight shank tools Weldon DIN 1835 B **with coolant channel**

Base-body balanced, SK40/BT40 G 2.5 - 20,000 r.p.m.

For tools with through coolant, a sealing ring must be ordered separately!



DIN 69871

MAS BT

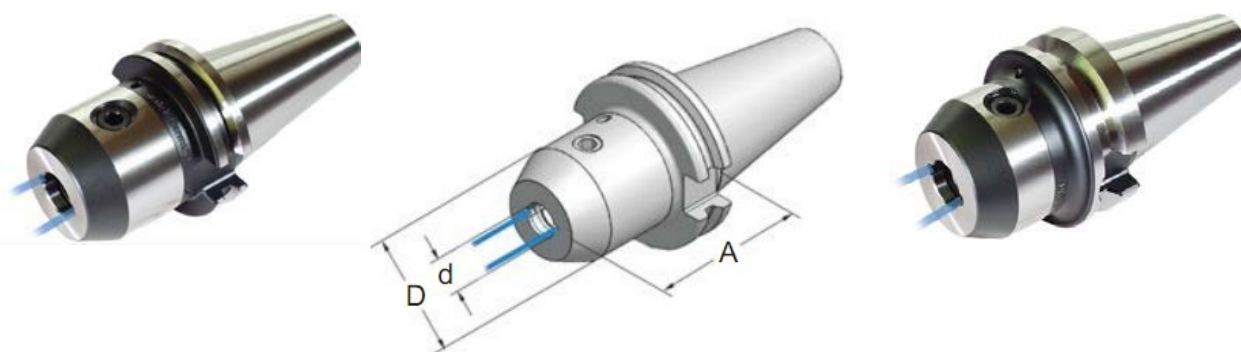
Art.-Nr.	Type	A	d	D	Art.-Nr.	Type	A	d	D
40.01.06.66	SK40x06x 65-AD+B+C	65	6	25	40.05.06.66	BT40x06x 65-AD+B+C	65	6	25
40.01.08.66	SK40x08x 65-AD+B+C	65	8	28	40.05.08.66	BT40x08x 65-AD+B+C	65	8	28
40.01.10.66	SK40x10x 65-AD+B+C	65	10	35	40.05.10.66	BT40x10x 65-AD+B+C	65	10	35
40.01.12.66	SK40x12x 65-AD+B+C	65	12	42	40.05.12.66	BT40x12x 65-AD+B+C	65	12	42
40.01.14.66	SK40x14x 65-AD+B+C	65	14	44	40.05.14.66	BT40x14x 65-AD+B+C	65	14	44
40.01.16.66	SK40x16x 65-AD+B+C	65	16	48	40.05.16.66	BT40x16x 65-AD+B+C	65	16	48
40.01.18.66	SK40x18x 65-AD+B+C	65	18	50	40.05.18.66	BT40x18x 65-AD+B+C	65	18	50
40.01.20.66	SK40x20x 65-AD+B+C	65	20	52	40.05.20.66	BT40x20x 65-AD+B+C	65	20	52
40.01.25.66	SK40x25x 75-AD+B+C	75	25	64	40.05.25.66	BT40x25x 75-AD+B+C	75	25	64
40.01.32.66	SK40x32x 75-AD+B+C	75	32	72	40.05.32.66	BT40x32x 75-AD+B+C	75	32	72
40.01.06.662	SK40x06x100-AD+B+C	100	6	25	40.05.06.662	BT40x06x100-AD+B+C	100	6	25
40.01.08.662	SK40x08x100-AD+B+C	100	8	28	40.05.08.662	BT40x08x100-AD+B+C	100	8	28
40.01.10.662	SK40x10x100-AD+B+C	100	10	35	40.05.10.662	BT40x10x100-AD+B+C	100	10	35
40.01.12.662	SK40x12x100-AD+B+C	100	12	42	40.05.12.662	BT40x12x100-AD+B+C	100	12	42
40.01.16.662	SK40x16x100-AD+B+C	100	16	48	40.05.16.662	BT40x16x100-AD+B+C	100	16	48
40.01.20.662	SK40x20x100-AD+B+C	100	20	52	40.05.20.662	BT40x20x100-AD+B+C	100	20	52
40.01.25.662	SK40x25x100-AD+B+C	100	25	64	40.05.25.662	BT40x25x100-AD+B+C	100	25	64
40.01.32.662	SK40x32x100-AD+B+C	100	32	72	40.05.32.662	BT40x32x100-AD+B+C	100	32	72

We reserve the right to make technical changes.

Holders for straight shank tools Weldon DIN 1835 B **with coolant channel**

Base-body balanced, SK50/BT50 G 2.5 - 15,000 r.p.m.

For tools with through coolant, a sealing ring must be ordered separately!



DIN 69871

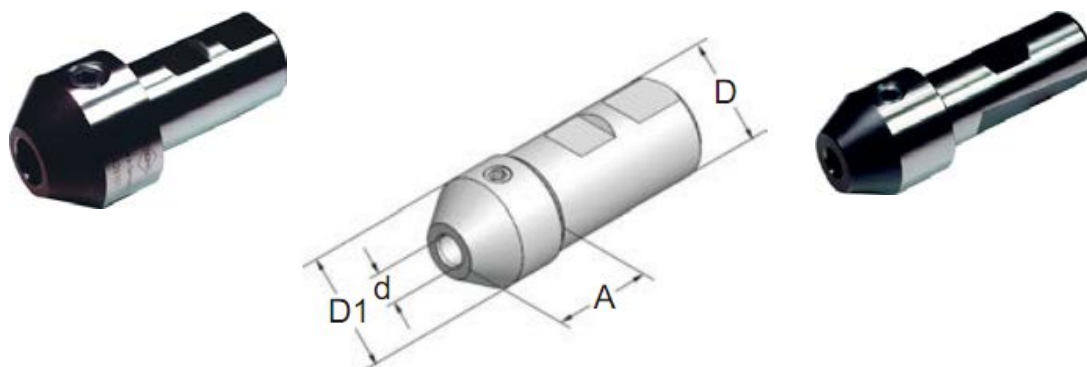
MAS BT

Art.-Nr.	Type	A	d	D	Art.-Nr.	Type	A	d	D
50.01.06.66	SK50x06x100-AD+B+C	100	6	25	50.05.06.66	BT50x06x100-AD+B+C	100	6	25
50.01.08.66	SK50x08x100-AD+B+C	100	8	28	50.05.08.66	BT50x08x100-AD+B+C	100	8	28
50.01.10.66	SK50x10x100-AD+B+C	100	10	35	50.05.10.66	BT50x10x100-AD+B+C	100	10	35
50.01.12.66	SK50x12x100-AD+B+C	100	12	42	50.05.12.66	BT50x12x100-AD+B+C	100	12	42
50.01.14.66	SK50x14x100-AD+B+C	100	14	44	50.05.14.66	BT50x14x100-AD+B+C	100	14	44
50.01.16.66	SK50x16x100-AD+B+C	100	16	48	50.05.16.66	BT50x16x100-AD+B+C	100	16	48
50.01.18.66	SK50x18x100-AD+B+C	100	18	50	50.05.18.66	BT50x18x100-AD+B+C	100	18	50
50.01.20.66	SK50x20x100-AD+B+C	100	20	52	50.05.20.66	BT50x20x100-AD+B+C	100	20	52
50.01.25.66	SK50x25x100-AD+B+C	100	25	64	50.05.25.66	BT50x25x100-AD+B+C	100	25	64
50.01.32.66	SK50x32x100-AD+B+C	100	32	72	50.05.32.66	BT50x32x120-AD+B+C	120	32	72
50.01.40.66	SK50x40x100-AD+B+C	100	40	80	50.05.40.66	BT50x40x120-AD+B+C	120	40	80
50.01.50.66	SK50x50x100-AD+B+C	120	50	100	50.05.50.66	BT50x50x165-AD+B+C	165	50	100
50.01.10.663	SK50x10x160-AD+B+C	160	10	35	50.05.10.663	BT50x10x160-AD+B+C	160	10	35
50.01.12.663	SK50x12x160-AD+B+C	160	12	42	50.05.12.663	BT50x12x160-AD+B+C	160	12	42
50.01.16.663	SK50x16x160-AD+B+C	160	16	48	50.05.16.663	BT50x16x160-AD+B+C	160	16	48
50.01.20.663	SK50x20x160-AD+B+C	160	20	52	50.05.20.663	BT50x20x160-AD+B+C	160	20	52
50.01.25.663	SK50x25x160-AD+B+C	160	25	64	50.05.25.663	BT50x25x160-AD+B+C	160	25	64

We reserve the right to make technical changes.

Accessories for straight shank holders

Reducing bushings for toolshanks DIN 1835 B and E



Weldon

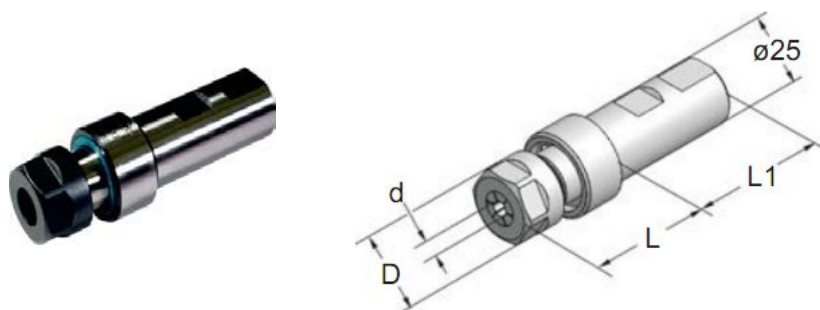
Whistle-Notch

Art.-Nr.	Type	A	d	D	D1	Art.-Nr.	Type	A	d	D	D1
437101	ø20x06	29	6	20	25	441101	ø20x06	29	6	20	25
438101	ø20x08	29	8	20	28	442101	ø20x08	29	8	20	28
439101	ø20x10	29	10	20	35	443101	ø20x10	29	10	20	35
440101	ø20x12	35	12	20	42	444101	ø20x12	35	12	20	42
421101	ø32x06	27	6	32	25	429101	ø32x06	27	6	32	25
422101	ø32x08	27	8	32	28	430101	ø32x08	27	8	32	28
423101	ø32x10	30	10	32	35	431101	ø32x10	30	10	32	35
424101	ø32x12	35	12	32	42	432101	ø32x12	35	12	32	42
425101	ø32x14	35	14	32	44	433101	ø32x14	35	14	32	44
426101	ø32x16	38	16	32	48	434101	ø32x16	38	16	32	48
427101	ø32x18	38	18	32	50	435101	ø32x18	38	18	32	50
428101	ø32x20	40	20	32	52	436101	ø32x20	40	20	32	52

We reserve the right to make technical changes.

Bushings for toolshanks DIN 1835 B, Tapping head for collets ER/ESX

Flexible position for compression and tension



Weldon ø25

Art.-Nr.	Type	d	D	L	L1
25.12.13	ø32x1-10	1-10	32	45	56

Sealing rings for holders for straight shank tools

Weldon DIN 1835 B **with through tool coolant channel**



O-Ring

O-Ring

Art.-Nr.	Type	Art.-Nr.	Type
270100	6.0 x 1.5	276100	18.0 x 2.5
271100	8.0 x 1.5	277100	20.0 x 2.5
272100	10.0 x 2.0	278100	25.0 x 3.0
273100	12.0 x 2.0	279100	32.0 x 3.0
274100	14.0 x 2.0	299100	40.0 x 3.5
275100	16.0 x 2.5	300100	50.0 x 3.5

We reserve the right to make technical changes.