

## Toolholders for CNC machines DIN 69880 / DIN ISO 10889

### Multiple toolholders form D1/D2 **Double tooling**

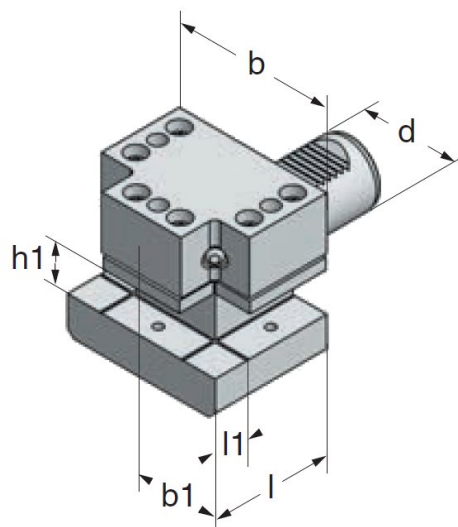
Coolant supply external



**Form D1**



**Form D2**



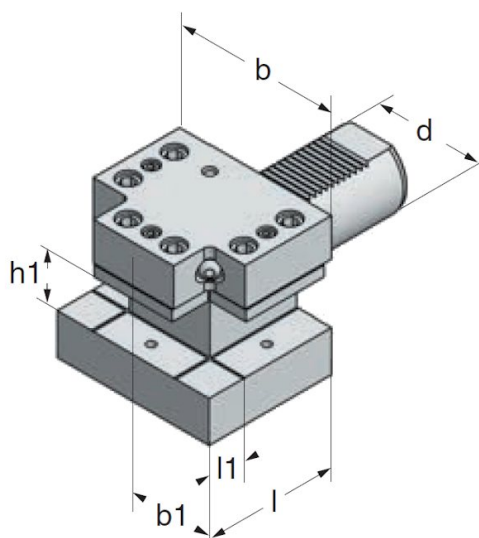
Art.-Nr.	Type	d	b	b1	h1	l	l1
25.16.151/171	D1/D2-25x16	25	66	33.0	16	48	14
30.20.151/171	D1/D2-30x20	30	78	39.0	20	60	18
40.25.151/171	D1/D2-40x25	40	95	47.5	25	72	22

### Multiple toolholders form D1

Coolant supply external



**Form D1**



Art.-Nr.	Type	d	b	b1	h1	l	l1
50.32.151	D1-50x32x 85	50	105	52.5	32	85	25
60.32.151	D1-60x32x110	60	115	57.5	32	110	25

We reserve the right to make technical changes.

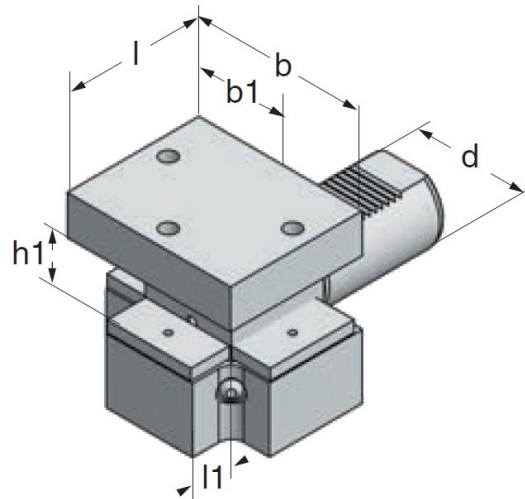
# Toolholders for CNC machines DIN 69880 / DIN ISO 10889

## Multiple toolholders form D2

Coolant supply external

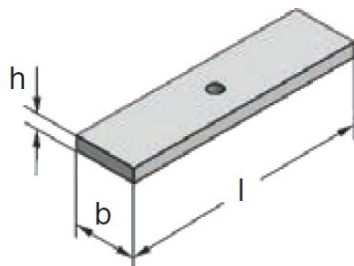


**Form D2**



Art.-Nr.	Type	d	b	b1	h1	l	l1
50.32.171	D2-50x32x 85	50	105	52.5	32	85	25
60.32.171	D2-60x32x110	60	115	57.5	32	110	25

## Shims



Art.-Nr.	Type	l	bxh
314101	20.16.020 .030 .040 .050	54	14x4
315101	20.16.060 .070 .080 .090	49	14x4
303101	20.16.100 .110 .120 .130	74	14x4
324101	20.16.150 .160 (2 pieces)	49/64	14x4
304101	30.20.020 .030 .040 .050 .060 .070 .080 .090	69	18x4
309101	30.20.100 .110 .120 .130	97	18x4
304101	30.20.150 .160 .170 .180	69	18x4
310101	40.25.020 .030 .040 .050 .060 .070 .080 .090	84	22x5
311101	40.25.100 .110 .120 .130	106	22x5
326101	40.25.150/180 40.25.160/170 (2 pieces)	86/99	22x5
387101	40.25.151/171		
306101	50.32.020 .030	99	24x7
301101	50.32.040 .050 .060 .070 .080 .090	98	25x7
305101	50.32.100 .110 .120 .130	128	25x7
331101	50.32.150 .170 (2 pieces)	99/119	24x7
327101	50.32.160 .180 (2 pieces)	104/119	25x7
388101	50.32.151 .171	84	25x7
312101	60.32.020 .030 .040 .050 .060 .070 .080 .090	124	30x7
313101	60.32.100 .110 .120 .130	144	30x7
312101	60.32.150 .160 .170 .180	124	30x7
389101	60.32.151 .171	109	25x7

We reserve the right to make technical changes.