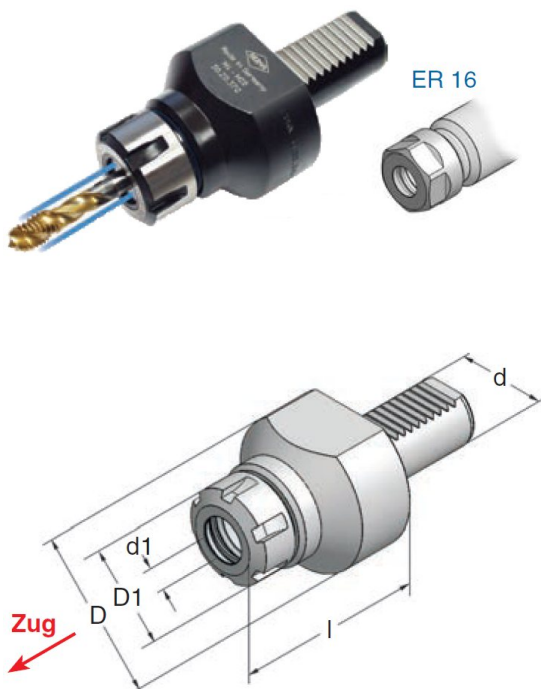


Toolholders for CNC machines DIN 69880 / DIN ISO 10889

**Auto tappers VDI -
flexible differential position**

Coolant supply internal

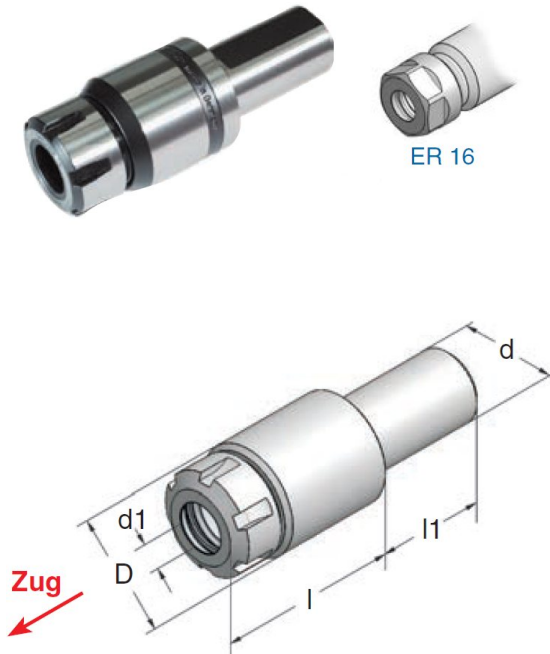
Delivery without tool and collet



Art.-Nr.	Type	d	d1	l	Zug	D	D1
16.12.370	VDI16xER16x60	16	1-10/M3-M12	60	12	40	28
20.12.370	VDI20xER16x60	20	1-10/M3-M12	60	12	50	28
20.20.370	VDI20xER25x85	20	2-16/M4-M20	85	15	50	42
25.12.370	VDI25xER16x60	25	1-10/M3-M12	60	12	58	28
25.20.370	VDI25xER25x79	25	2-16/M4-M20	79	15	58	42
30.20.370	VDI30xER25x75	30	2-16/M4-M20	75	15	68	42
30.20.370ER32	VDI30xER32x92	30	3-20/M4-M24	92	15	68	50
40.20.370	VDI40xER25x75	40	2-16/M4-M20	75	15	83	42
40.20.370ER32	VDI40xER32x92	40	3-20/M4-M24	92	15	83	50
40.33.370	VDI40xER40x98	40	4-30/M8-M33	98	20	83	63
50.20.370	VDI50xER25x75	50	2-16/M4-M20	75	15	98	42
50.33.370	VDI50xER40x98	50	4-30/M8-M33	98	20	98	63
60.33.370	VDI60xER40x75	60	4-30/M8-M33	75	20	125	63

We reserve the right to make technical changes.

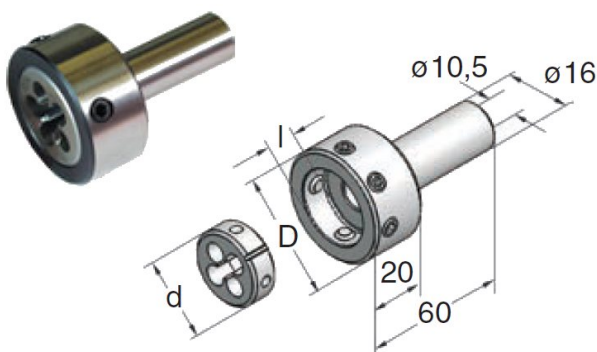
Auto tappers cylindric - flexible differential position



Art.-Nr.	Type	d	d1	l	Zug	D	D1
16.12.372	zyl.16xER16x60	16	1-10/M3-M12	60	12	32	40
20.12.372	zyl.20xER16x60	20	1-10/M3-M12	60	12	32	48
20.20.372	zyl.20xER25x75	20	2-16/M4-M20	75	15	45	48
25.20.372	zyl.25xER25x75	25	2-16/M4-M20	75	15	45	48
30.20.372	zyl.30xER25x75	30	2-16/M4-M20	75	15	45	55
32.20.372	zyl.32xER25x75	32	2-16/M4-M20	75	15	49	58
40.20.372	zyl.40xER25x60	40	2-16/M4-M20	60	15	49	68
50.33.372	zyl.50xER40x60	50	4-30/M8-M33		15	58	120
25.20.375	zyl.25xER25x75	25	2-16/M4-M20	75	15	53	54
32.20.375	zyl.32xER25x75	32	2-16/M4-M20	75	15	53	54
Typ .375 with internal coolant							
INCH							
1".20.372	1"xER25x75	25.4	2-16/M4-M20	75	15	45	48

Die housing inserts

Delivery without tool



Art.-Nr.	Type	d	D	l
153101	ø16x16	16	28	6.0
154101	ø16x20	20	32	7.5
155101	ø16x25	25	37	9.5
156101	ø16x30	30	42	11.0

We reserve the right to make technical changes.